

Ultra Low Flow AQUAMIST Nozzles Type ULF AM30 Automatic (Closed)

General Description

TYCO Ultra Low Flow AQUAMIST Nozzles Type ULF AM30 are closed (automatic) nozzles intended for use with engineered, water-mist systems. They are low-pressure nozzles that utilize a single fluid jet impinging on a diffuser to produce a spray having a range of water droplet sizes suitable for the control of Class A fires and the protection of data centers.

It is recommended that the end user be consulted with respect to the suitability of the materials of construction for any given corrosive environment. The effects of ambient temperature, concentration of chemicals, and gas/chemical velocity should be considered, at a minimum, along with the corrosive nature to which the nozzles may be exposed.

NOTICE

The TYCO Ultra Low Flow AQUAMIST Nozzles Type ULF AM30 described herein must be installed and maintained in compliance with this document and with the applicable standards of the National Fire Protection Association (NFPA), in addition to the standards of any authorities having jurisdiction. Failure to do so may impair the performance of these devices.

The design of individual water mist systems can vary considerably, depending on the characteristics and nature of the hazard and the basic purpose of the water mist system.

IMPORTANT

Always refer to Technical Data Sheet TFP700 for the "INSTALLER WARNING" that provides cautions with respect to handling and installation of sprinkler systems and components. Improper handling and installation can permanently damage a sprinkler system or its components and cause the sprinkler to fail to operate in a fire situation or cause it to operate prematurely.

Because of these variations, the design of water mist systems for fire protection must only be performed by experienced designers who thoroughly understand the limitations as well as capabilities of such systems.

The owner is responsible for maintaining their fire protection system and devices in proper operating condition. Contact the installing contractor or product manufacturer with any questions.

Approvals

The TYCO Type ULF AM30 AQUAMIST Nozzles in a 57°C (135°F) temperature rating and in a natural brass finish is VdS approved when used as part of an engineered wet pipe low pressure system. Testing was performed in accordance with VdS Test Protocol, "Fire tests for false floors and false ceilings as a completion of the fire tests 'Office, OH1' and similar," dated December 6, 2007.

The TYCO Type ULF AM30 AQUAMIST Nozzles in a 57°C (135°F) or 68°C (155°F) temperature rating and in a natural brass finish are FM Approved for the protection of data processing equipment rooms/halls in either wet pipe or single-interlock preaction configurations. Testing for the single-interlock preaction data center application was conducted in accordance with FM Approvals 5560 "Approval Standard for Water Mist Systems."

Technical Data

Discharge Coefficient

$K=8,5 \text{ lpm/bar}^{1/2}$ ($K=0.59 \text{ gpm/psi}^{1/2}$)

Thread Connection


1/2 Inch NPT

Finish

Natural Brass

Temperature Ratings

Refer to Table A



Temperature Rating	Bulb Fluid Color
57°C (135°F)	Orange
68°C (155°F)	Red
79°C (175°F)	Yellow
93°C (200°F)	Green
141°C (286°F)	Blue
182°C (360°F)	Mauve

**TABLE A
TEMPERATURE RATING
SELECTION**

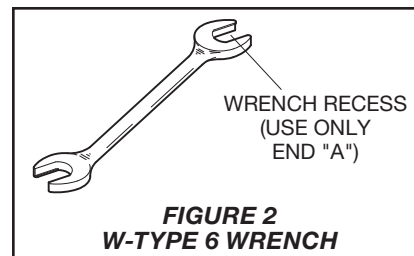
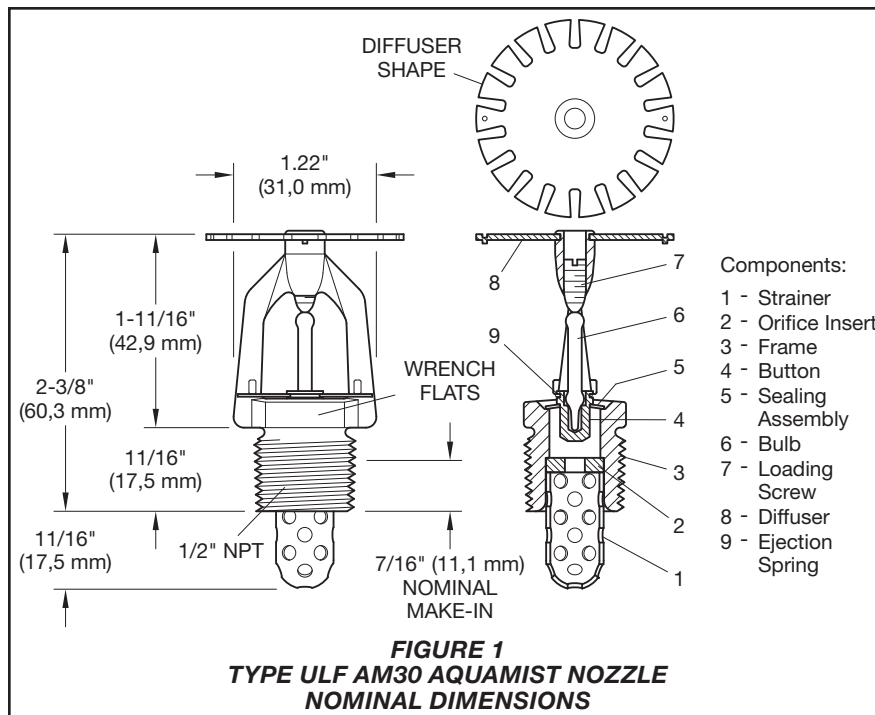
Physical Characteristics

Frame Brass
Strainer Copper
Orifice Insert Bronze
Button Bronze
Sealing Assembly . . . Beryllium Nickel w/TEFLON
Ejection Spring Stainless Steel
Bulb Glass
Diffuser Bronze
Loading Screw Bronze

The smallest waterway (orifice) diameter of the Orifice Insert is nominally 4,4 mm (0.172 in.). The diameter of the Inlet Strainer perforations is nominally 3,2 mm (0.125 in.).

Design Criteria

Obtain guidance for the design of a water mist system that utilizes the TYCO Ultra Low Flow AQUAMIST Nozzles Type ULF AM30 from the Technical Services department.



- Components:
- 1 - Strainer
 - 2 - Orifice Insert
 - 3 - Frame
 - 4 - Button
 - 5 - Sealing Assembly
 - 6 - Bulb
 - 7 - Loading Screw
 - 8 - Diffuser
 - 9 - Ejection Spring

Frequent visual inspections are recommended to be initially performed for nozzles installed in potentially corrosive atmospheres to verify the integrity of the materials of construction and finish as they may be affected by the corrosive conditions present for a given installation. Thereafter, annual inspections per applicable standards are required, in addition to inspections required by the authority having jurisdiction.

The owner is responsible for the inspection, testing, and maintenance of their fire protection system and devices in compliance with this document, as well as with the applicable standards of any other authorities having jurisdiction. Contact the installing contractor or product manufacturer with any questions.

Water mist systems should be inspected, tested, and maintained by a qualified Inspection Service in accordance with local requirements and/or national codes.

Installation

TYCO Ultra Low Flow AQUAMIST Nozzles Type ULF AM30 must be installed in accordance with this section.

Do not install any bulb type nozzle if the bulb is cracked or there is a loss of liquid from the bulb. With the nozzle held horizontally, a small air bubble should be present. The diameter of the air bubble is approximately 1,6 mm (1/16 in.) for the 57°C (135°F) to 2,4 mm (3/32 in.) for the 182°C (360°F) temperature ratings.

A leak-tight 1/2 inch NPT nozzle joint should be obtained by applying a minimum-to-maximum torque of 9,5 to 19,0 Nm (7 to 14 lbs.-ft.). Higher levels of torque can distort the nozzle inlet and cause leakage or impairment of the nozzle.

Type ULF AM30

The Type ULF AM30 AQUAMIST Nozzles must be installed in accordance with the following instructions:

Step 1. Install the Type ULF AM30 in the upright position as shown in Figure 1.

Step 2. With pipe thread sealant applied to the pipe threads, hand-tighten the nozzle into the nozzle fitting.

Step 3. Tighten the nozzle into the nozzle fitting using only the W-Type 6 Wrench (Ref. to Figure 2). With reference to Figure 1, apply the W-Type 6 Wrench to the wrench flats.

Care and Maintenance

TYCO Ultra Low Flow AQUAMIST Nozzles Type ULF AM30 must be maintained and serviced in accordance with this section.

Before closing a fire protection system main control valve for maintenance work on the fire protection system that it controls, obtain permission to shut down the affected fire protection system from the proper authorities and notify all personnel who may be affected by this action.

Nozzles which are found to be leaking or exhibiting visible signs of corrosion must be replaced.

Automatic nozzles must never be painted, plated, coated, or otherwise altered after leaving the factory. Modified nozzles must be replaced. Nozzles that have been exposed to corrosive products of combustion, but have not operated, should be replaced if they cannot be completely cleaned by wiping the nozzle with a cloth or by brushing it with a soft bristle brush.

Care must be exercised to avoid damage to the nozzles before, during, and after installation. Nozzles damaged by dropping, striking, wrench twist/slippage, or the like, must be replaced. Also, replace any nozzle that has a cracked bulb or that has lost liquid from its bulb (Ref. Installation section).

Limited Warranty

For warranty terms and conditions, visit www.tyco-fire.com.

Ordering Procedure

Contact your local distributor for availability. When placing an order, indicate the full product name and part number (P/N).

Type ULF AM30 AQUAMIST Nozzles
Specify: Type ULF AM30 AQUAMIST Nozzle with Natural Brass finish, (specify) temperature rating, P/N (specify):

57°C (135°F).....	49-230-1-135
68°C (155°F).....	49-230-1-155
79°C (175°F).....	49-230-1-175
93°C (200°F).....	49-230-1-200
141°C (286°F).....	49-230-1-286
182°C (360°F).....	49-230-1-360

Wrench

Specify: W-Type 6 Sprinkler Wrench, P/N 56-000-6-387